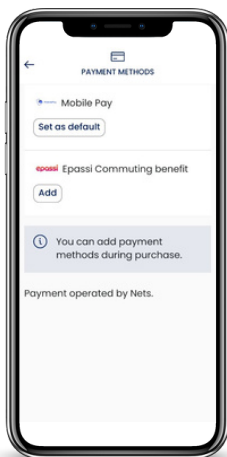


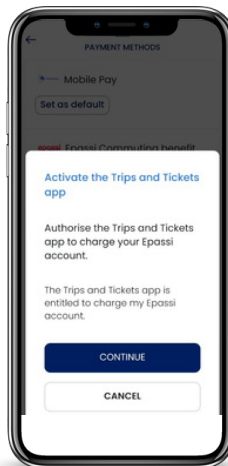


Paying in Matkahuolto's app.

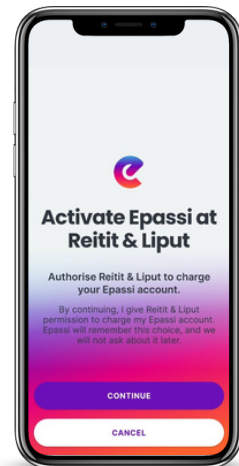
Adding Epassi as a payment method is quick and easy. Once added, it is always available to use.




1. In the app, open settings and click on Payment methods.



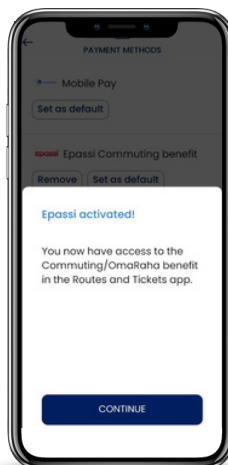
2. Click on the Add-button under Epassi and follow instructions.



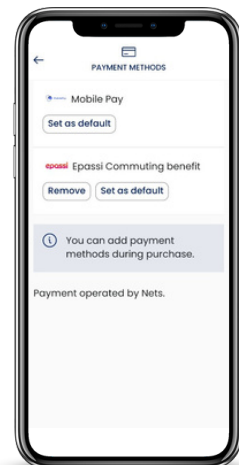
3. Click on Continue to activate Epassi.



4. Once activated, click Continue.



5. All done! Now your accounts are connected.



6. You can set Epassi as your default payment method.